REV.	ECN	DESCRIPTION	MDF'D	DATE
A0	———	新订图面	Lee	2021.08.10

专利产品

30 Min/1.5M
IP-X7

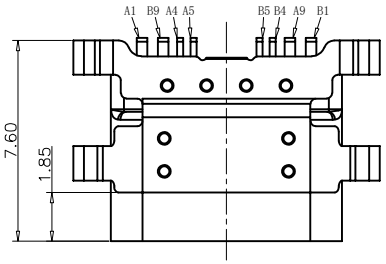

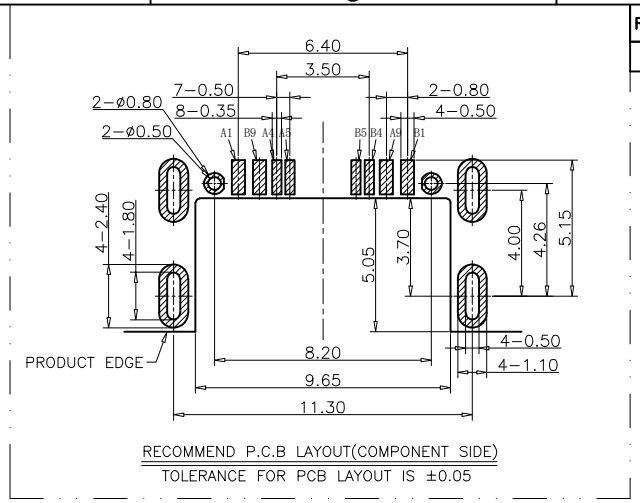

RECOMMEND P.C.B LAYOUT(COMPONENT SIDE)
TOLERANCE FOR PCB LAYOUT IS ±0.05

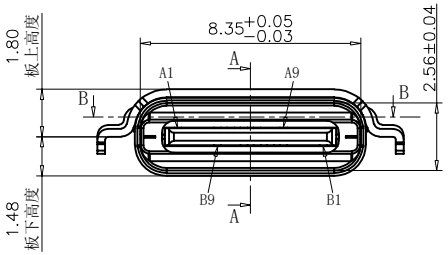

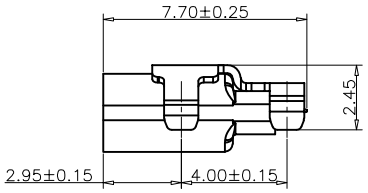

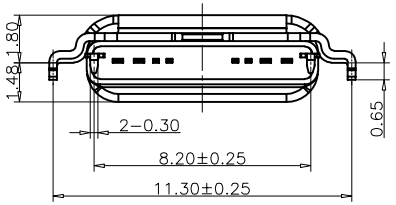

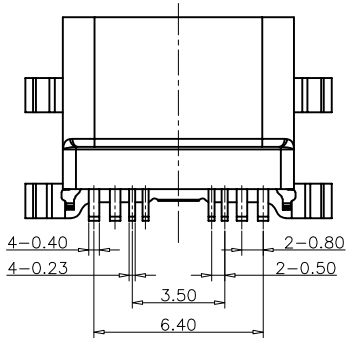

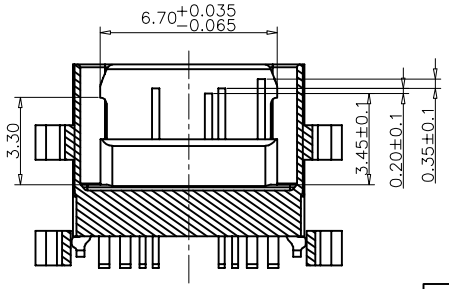

SECTION B-B
SCALE 1:1

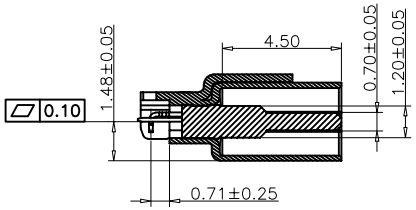

SECTION A-A
SCALE 1:1

备注(NOTE):
1.电气特性:
1.1.接触区:接触电阻40mΩ Max,允许10mΩ变化量. 测试条件:20mv, 100mA下测量.
1.2.接触电流:3A VBUS引脚;1.25A用于GND引脚;其他引脚为0.25A.
1.3.额定电压:30V.
1.4.耐电电压:100VR.M.S.
1.5.绝缘电阻:至少100兆欧 .
2.机械性能:
3.1.插入力:0.51-2.04Kg
3.2.拔出力:0.82-2.04Kg
3.3.耐久性:0.61-2.04Kg
3.4.插拔次数:10000次.
4.工作环境:-20℃ to +85℃.

USB TYPE C PIN ASSIGNMENTS

PIN NUMBER	SIGNAL NAME	PIN NUMBER	SIGNAL NAME
A1	GND		
A4	VBUS	B9	VBUS
A5	CC1		
		B5	CC2
A9	VBUS	B4	VBUS
		B1	GND

TABLE:

NO	PART	Q'TY	Material
1	SHELL-1	1	STAINLESS STEEL,Ni PLATED 30u"Min
2	SHELL-2	1	STAINLESS STEEL,Ni PLATED 30u"Min
3	CONTACT	12	COPPER STEEL,Ni 50u"Min;Au u"
4	MID PLATE	1	STAINLESS STEEL,NO PLATING
5	MD HOUSING	1	HIGH TEMPERATURE RESISTANT PLASTIC BLACK UL94 V-0

东莞市溪榜电子有限公司
DONG GUAN XI BANG ELECTRONI CS CO., LTD.

品名(ITEM NO)	TYPE C 8P 母座防水拉伸壳四脚护套 (脚距4.0)L=7.65MM,SMT不外露 充电版	页码(SHEET)	1/1
料号(PART NO)	XB-ATCF-08-003	版本(REV)	A0
图号(DWG NO)	XB-TCF-006	日期(DATE)	2021.08.10
		设计(DESIGN)	Lee
		审核(CHECKED)	———
		核准(APPROVED)	LSW

单位(UNIT):MM
比例(SCALE)1:1

未注公差 TOLERANCE UNSPECIFIED

X.X	±0.20
X.XX	±0.15
X.XXX	±0.10
X°	±5°
X.X°	±2°

These drawings and specifications are the property of Dongguan Xibang Electronics Co., Ltd. and should not be copied. Without the prior written consent of Dongguan Xibang Electronics Co., Ltd., it shall not be copied or used in any way